




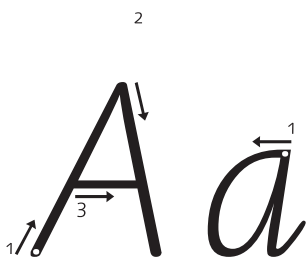
Das Üben der Buchstaben

Die Buchstabenkompositionen können die Kinder mit Farbstiften ausmalen. Dabei müssen die Finger wie zum Schreiben gehalten werden.

Damit ein regelmässiger Farbton entsteht, muss der Stift in verschiedenen Richtungen und im Kreis, links und rechts herum, bewegt werden.



4



B B d d b b

B b




B B B B

b b b b



C c



C C C C

c c c c



DDDDd
D D D D
d d d

D d

6

DDD

D

ddd

d

>

EEEEe
E E E E
e e e

E e

EEE

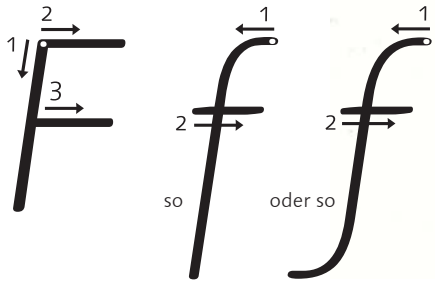

E

eee

e

>

F F F f



F F F F

f f f f



G G G g



G G G

g g g



Hh h H H H h

H h

8

H H H H H

h h h h h

>

i i i i i


I i

I I I I I

i i i i i

>


J j



J J J J J
j j j j j



K k k




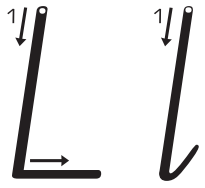


K k

K K K K
k k k k

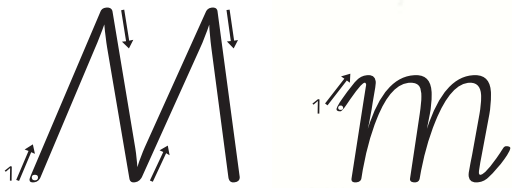


10




>

m m m m



>

N N N



N n

N N N


N

n n n

n

>

O o



O O O

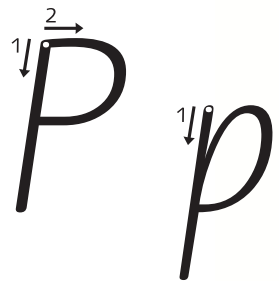

O

o o o

o

>

P P P P



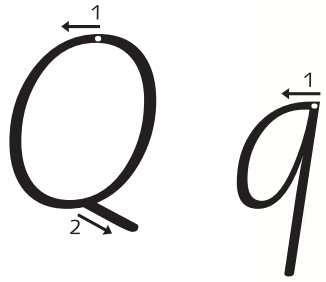

12

PPP P

ppp p

>

Q Q Q Q



QQQ Q

qqq q

>

R R r r r r r

R R R R R R R

R r

RRR R

r r r r r r r

Schreibe das r ohne Verbindungsbogen, wenn es nach rechts nicht verbunden wird.

>





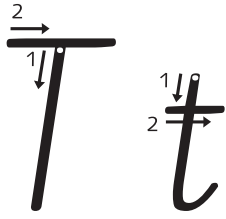
S S S S S S S

S s


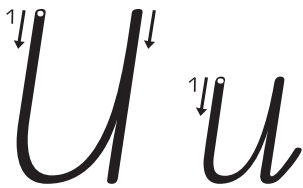
SSS S

SSS S

>



Früher galt das V auch für das U,
später bekam das U seine eigene Form.



V

v



V V V

V


v v v

v

>

W

w






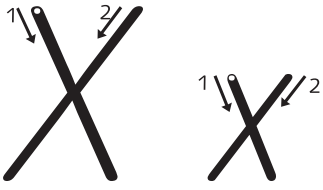
W W W W

W



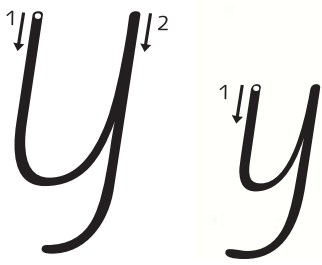

w w w

w



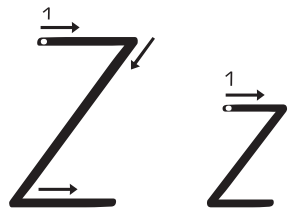
>



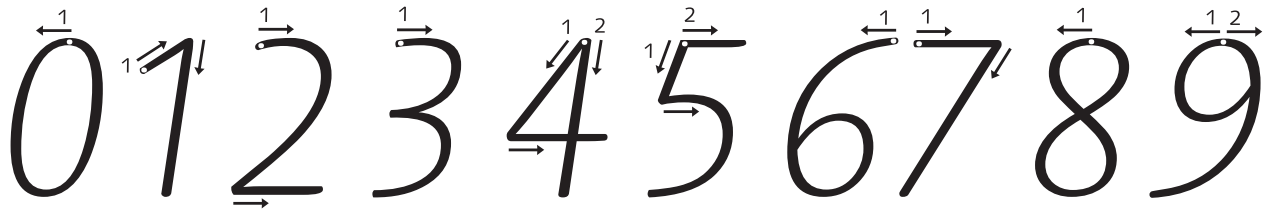
>



>



>

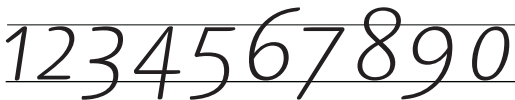


Tabellenziffern sind Grossbuchstabenziffern



>

Kleinbuchstabenziffern



>

>